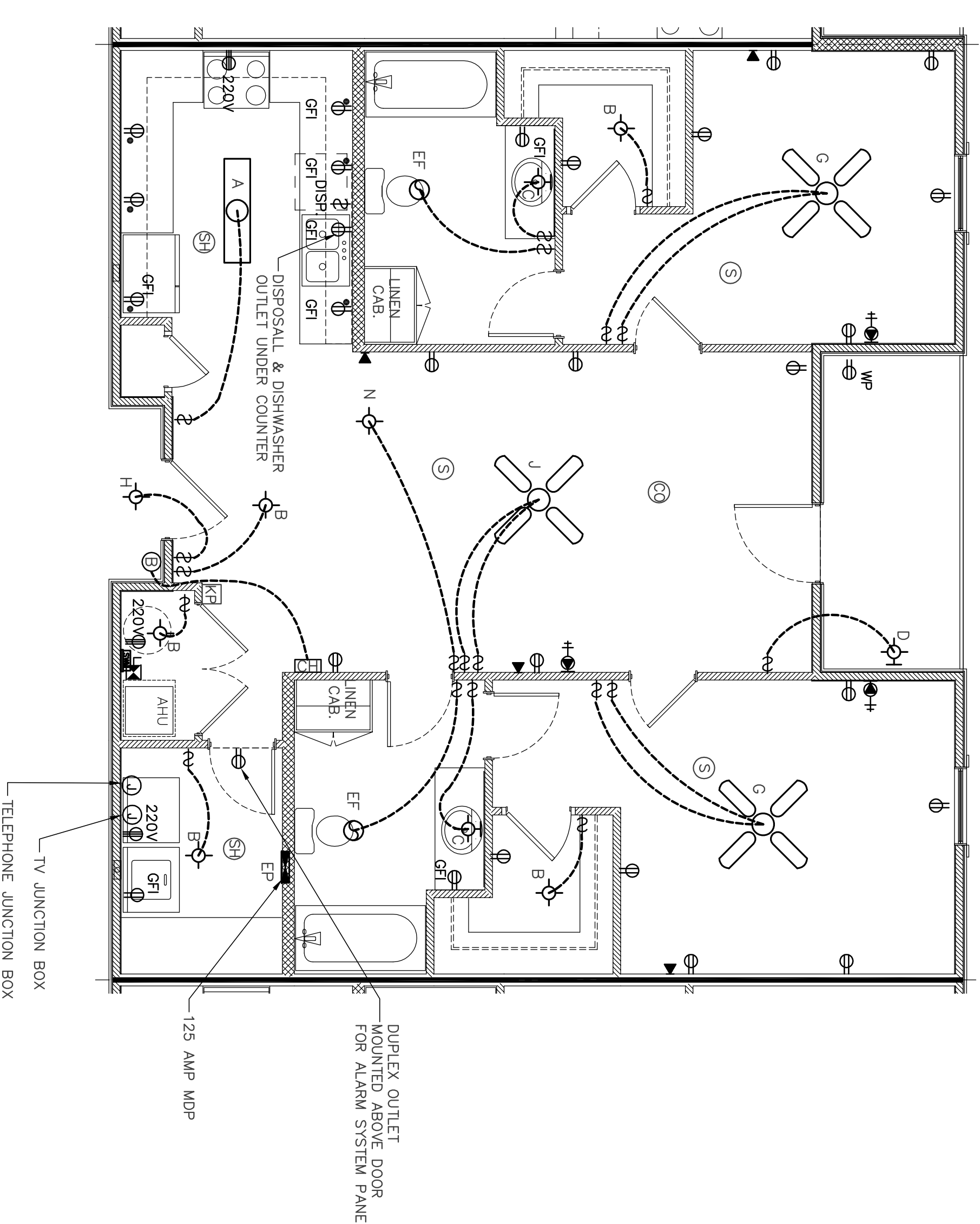
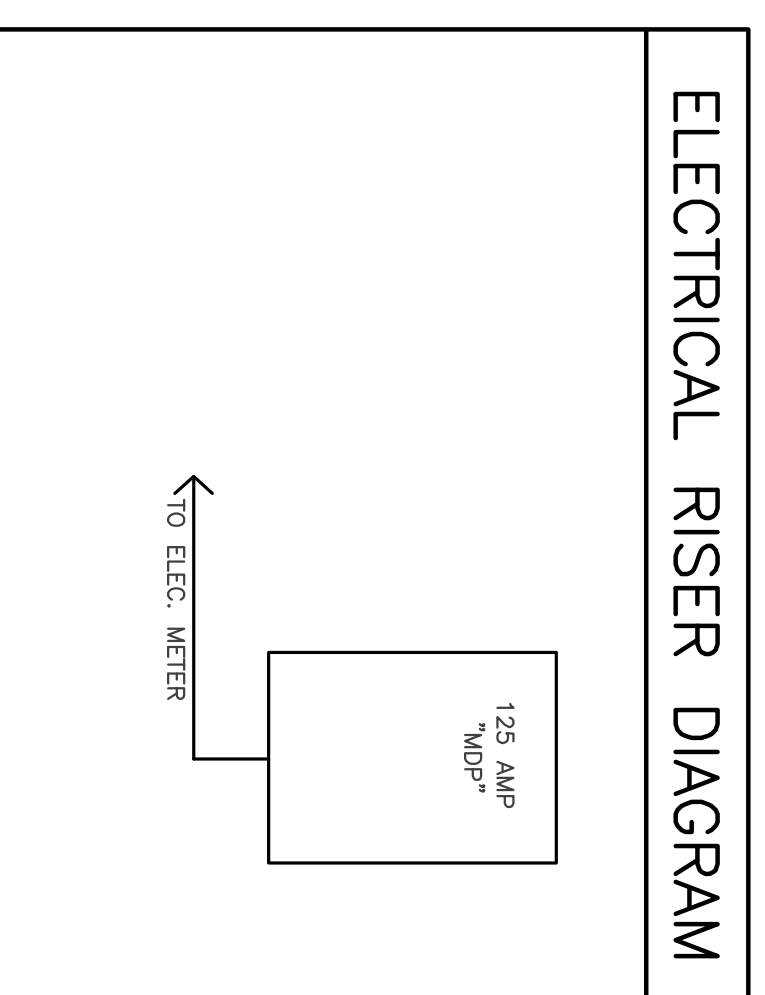


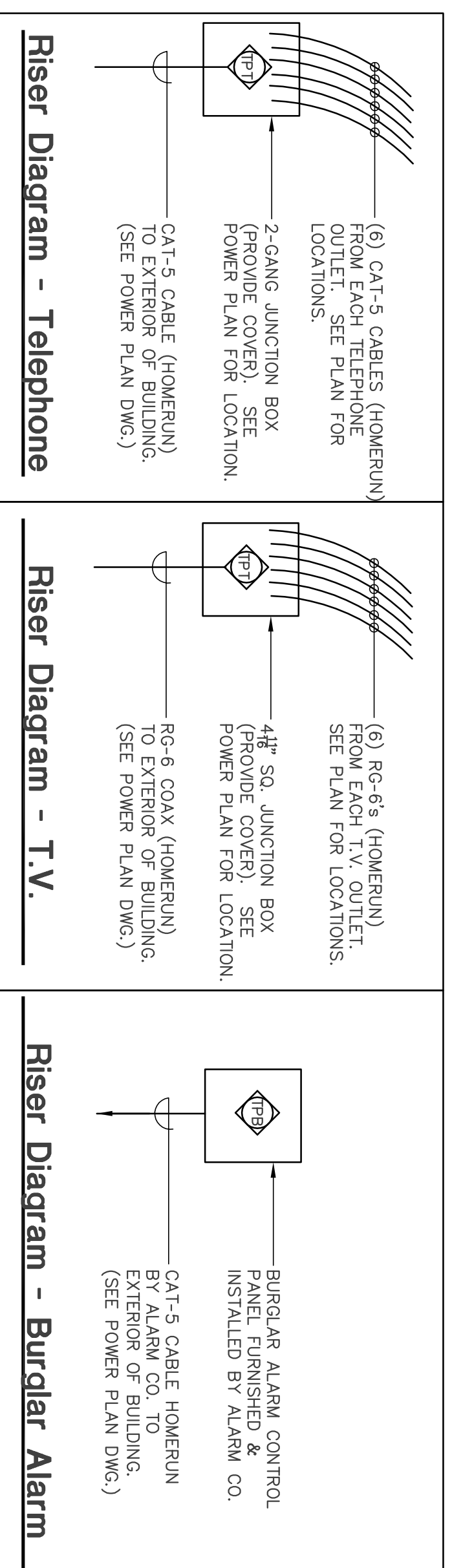
LIGHT FIXTURE SCHEDULE			
SYMBOL	NO.	TYPE	REMARKS
	A	1X4 FLUOR SURFACE MOUNT	ROYAL PACIFIC 4213 (2) 32W LAMPS
	B	INTERIOR CEILING	MILLENIUM LIGHTING 5425N (1) 60W LAMP
	C	WALL MOUNT INTERIOR	MILLENIUM LIGHTING 4835N (3) 100W LAMPS
	D	WALL MOUNT EXTERIOR	TRANS GLOBE PL-4800 BLACK (1) 28W LAMP
	EF	EXHAUST FAN	SEE SHEET M-2.1 WIRED BY ELEC. CONT.
	G	CEILING FAN (BEDROOM)	ROYAL PACIFIC 1059-S-L BUILDER DELUX
	H	RECESSED CAN	HALO H7CT 301P TRIM 120 V (1) 75W INCAND.
	I	NOT USED	
	J	CEILING FAN (LIVING RM)	ROYAL PACIFIC 1059-SH-L BUILDER DELUX

ELECTRICAL LEGEND	
	DUPLEX OUTLET AT 16" AFF
	WEATHER PROOF DUPLEX OUTLET AT 16" AFF
	DUPLEX OUTLET W/GROUND FAULT INTERRUPT
	DUPLEX OUTLET AT 48" AFF
	CABLE TV OUTLET (EXTEND CABLE TO EXTERIOR BOX)
	SPECIAL PURPOSE (VOLTAGE, 220V OR 208V)
	TELEPHONE OUTLET (EXTEND WIRING TO EXTERIOR BOX)
	ELECTRICAL PANEL
	SINGLE POLE FAN/LIGHT TOGGLE SWITCHES
	SINGLE POLE TOGGLE SWITCH
	3-WAY TOGGLE SWITCH
	ELEC. DISCONNECT
	DOOR BELL
	DOOR CHIME



Electrical Plan
Typical 2-Bedroom Units - Bldg. 'A' - 2nd & 3rd Floors

Scale: 1/4" = 1'-0"



- NOTE:**
- FIRE ALARM AND SMOKE DETECTION SYSTEM REQUIRED FOR EACH UNIT.
 - THE INTRUSION ALARM WILL BE FURNISHED AND INSTALLED BY THE OWNER
 - THE MOTION DETECTOR AND KEY PAD WILL BE INSTALLED BY AN ALARM SUBCONTRACTOR
 - PROVIDE A TELEPHONE LINE FROM THE ALARM BOX TO THE TELEPHONE BOX LOCATED ON THE EXTERIOR OF THE BUILDING.
 - THE SMOKE DETECTORS AND SMOKE/HEAT DETECTORS WILL BE INSTALLED BY THE ELECTRICAL SUB-CONTRACTOR PER CODE
 - THE SMOKE/HEAT/CARBON MONOXIDE DETECTOR SYSTEM IS TO BE A STAND-ALONE SYSTEM FOR EACH APARTMENT.

THE FOLLOWING APPLIANCES WILL BE PROVIDED FOR EACH APARTMENT:

REFRIGERATOR - G.E. # GTH18CCWW 18.1 Cu. Ft. WITH ICEMAKER
 RANGE - G.E. # ABS07MMW 30" FREE STANDING
 MICROWAVE / HOOD - G.E. # JNM1541DMMW VENTLESS
 DISHWASHER - G.E. # G3SDJ3300RW
 GARBAGE DISPOSAL - INSinkERATOR 1/3 HP

THE FOLLOWING APPLIANCE CORDS WILL BE PROVIDED FOR EACH APPLIANCE:

REFRIGERATOR - ELEC. SUPPLY - 5' ICEMAKER WATER SUPPLY
 RANGE - 4' 4-PHONG RANGE CORD # 4RC4
 MICROWAVE / HOOD - ELEC. SUPPLY
 DISHWASHER - ELEC. SUPPLY W/TWEE-WIRE GROUNDING. MALE PLUG
 GARBAGE DISPOSAL - ELEC. SUPPLY W/TWEE-WIRE GROUNDING. MALE PLUG
 SINK AND WIRE TO ONE SIDE OF GFI DUPLEX OUTLET LOCATED UNDER SINK CABINET)

Electrical Load Calc.
Typ. For 2-Bedroom Unit

PANEL 125 amp

(2)-Bedrm. Unit 1047 Sq. Ft. @ 3va	3,141 VA
(2) 20A APPLIANCE CIR @ 1500VA	3,000 VA
LAUNDRY CIR	1,500 VA
RANGE (NAMEPLATE)	8,000 VA
WATER HEATER	3,500 VA
DISHWASHER	1,200 VA
DRYER	5,000 VA
	25,341 VA

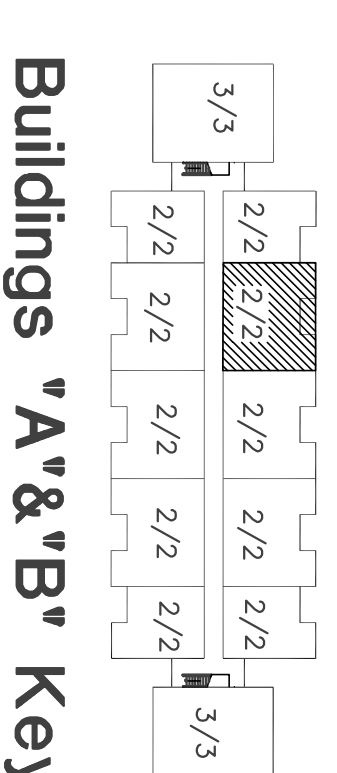
1st 10kVA @ 100% = 10,000 VA
 REMAINDER @ 40% = 6,136 VA
 TOTAL GENERAL LOAD = 16,136 VA

HEAT PUMP = 2,880 VA
 2880VA(+ 8000x65%) = 8,090 VA
 TOTAL = 27,106 VA

TOTAL = 27,106 VA / 240 VOLTS = 112.9 AMPS
 125 AMP SERVICE

ALARM LEGEND

	KEY PAD
	SMOKE DETECTOR
	SMOKE/HEAT DETECTOR
	SMOKE/CARBON MONOXIDE COMBO DETECTOR




A New Apartment Complex
For
Remerton Mill Apartments

1853 W. Gordon Street

Remerton, Georgia

JAMES D. CONE
ARCHITECT

1806 PLUM STREET VALDOSTA, GA. 31601 TELE (229) 247-8378 FAX (229) 245-9311 E-mail JIMMY_CMA@BELLSOUTH.NET



DRAWING NUMBER
E-1.2

SHEET 36 OF 47

DATE: June 5, 2018

CHECKED: JDC

JOB NUMBER: 17290

DATE: June 5, 2018

REVISIONS:

THIS DRAWING IS THE PROPERTY OF JAMES D. CONE ARCHITECT. IT IS TO BE USED ONLY FOR THE PROJECT AND SITE SPECIFICALLY IDENTIFIED HEREON. IT IS NOT TO BE REPRODUCED OR TRANSMITTED IN ANY FORM OR BY ANY MEANS, ELECTRONIC OR MECHANICAL, INCLUDING PHOTOCOPYING, RECORDING, OR BY ANY INFORMATION STORAGE AND RETRIEVAL SYSTEM.